


TIAONG WATER DISTRICT
CASH FLOW STATEMENT
As of December 31, 2015

	2015		2014
Cash flow from operating activities			
Collection of Water Bills P	29,162,479	P	28,065,052
Collection of Other Water Revenues	1,597,199		1,169,747
Interest Income	13,278		11,323
Refund of Overpayment of Expenses and Cash Advances	137,761		185,290
Remittance of Year-End Financial Assistance			123,120
Receipt of Performance / Bidders Bond	36,652		22,275
Payment of disbursements	(23,227,282)		(22,415,774)
	7,720,086		7,161,032
Cash flows from investing activities			
Payment for capital expenditures	(3,441,634)		(4,356,820)
Net cash used for investing activities	(3,441,634)		(4,356,820)
Cash flow from financing activities			
Loan Proceeds (Lwua)			
Loan Proceeds (Landbank)			
Debt service to LWUA	(2,827,777)		(3,404,325)
Net cash used for investing activities	(2,827,777)		(3,404,325)
Net Increase (Decrease) in Cash and Cash Equivalents			
	1,450,675	P	(600,112)
Cash and Other Cash Items, Beg.	3,655,812		4,255,924
Cash and Other Cash Items, End.	P 5,106,487	P	3,655,812

Prepared by:


Ivy Kristine E. Manguadayao
Cashier D

Reviewed by:



Wilfredo L. Morales
Sr. Acctg. Processor A

TIAONG WATER DISTRICT**BALANCE SHEET**

As of December 31, 2015

		2015		2014
A S S E T S				
NON-CURRENT ASSETS				
Property, Plant and Equipment, Net (Note 10)	P	49,878,385	P	46,493,427
Sinking Fund (Note 8)		847,796		251,811
		50,726,180		46,745,238
CURRENT ASSETS				
Cash and Cash Equivalents (Note 3)		5,106,487		3,655,812
Account Receivables, Net (Note 4)		2,994,175		2,912,069
Due from Officers and Employees				
Inventories (Note 5)		2,659,174		1,239,671
Prepayments (Note 6)		0		304,332
Guarranty Deposits (Note 7)		820,337		820,337
		11,580,173		8,932,222
OTHER ASSETS (Note 9)		1,124,863		1,124,863
TOTAL ASSETS	P	63,431,216	P	56,802,323
LIABILITIES AND EQUITY				
CURRENT LIABILITIES				
Accounts Payable (Note 11)	P	1,842,773	P	319,216
Due to Officers and Employees (Note 15)				188
Inter-Agency Payables (Note 13)		291,695		218,744
Customer Deposit (Note 17)		687,890		687,890
Contractor's Security Deposit (Note 14)		837,354		1,250,621
Pension and Retirement Benefits Payable (Note 12)		2,278,749		2,009,792
		5,938,461		4,486,451
NON-CURRENT LIABILITIES				
Loans Payable-Domestic (Note 16)		29,882,835		20,675,979
Other Deferred Credits (Note 18)		1,660,109		11,493,361
		31,542,944		32,169,340
TOTAL LIABILITIES		37,481,405		36,655,791
EQUITY				
Retained Earnings(Note19)		19,641,176		15,173,757
Net Income (Loss)		6,308,634		4,972,775
		25,949,811		20,146,532
TOTAL LIABILITIES & RETAINED EARNINGS	P	63,431,216	P	56,802,323

Prepared by:


 Kristine E. Mangundayao
 Cashier D


Reviewed by:


 Wilfredo L. Morales
 Sr. Accts. Processor A


TIAONG WATER DISTRICT
STATEMENT OF INCOME AND EXPENSES
As of December 31, 2015

	2015	2014
REVENUES		
Operating Revenue (Note 19)	30,625,217	29,252,071
OPERATING EXPENSES (Note 21)		
Operating Expenses	17,319,348	16,229,136
Maintenance Expenses	2,880,717	3,159,805
Depreciation	2,429,676	2,256,126
	22,629,740	21,645,067
Income from Operations	7,995,477	7,607,004
Other Income		
Dividend Revenues		
Interest Revenues (Note 20)	13,278	11,323
Miscellaneous Non-Operating Revenues		
Interest and Other Charges		
Interest on Long Term Debt (Note 22)	1,700,120	2,641,456
Bank Charges (Note 23)		4,095
	(1,686,843)	(2,634,229)
NET INCOME/(LOSS)	6,308,634	4,972,775

Prepared by:


Ivy Kristine E. Mangundayao
Cashier D

Reviewed by:


Wilfredo L. Morales
Sr. Acctg. Processor A